

BELT-ABOUTS

RILEY HOSPITAL FOR CHILDREN INDIANA UNIVERSITY MEDICAL CENTER

INDIANAPOLIS, INDIANA

WHAT YOU WILL LEARN TODAY

Even though wearing safety belts can save lives and prevent injuries, not all people wear safety belts every time they travel in a car. People give different reasons for not wearing safety belts. In this lesson, you will learn some of those reasons. You will also learn why those reasons may not be logical.

DID YOU KNOW?

You need to wear your safety belt every time you are in a car. **NO MATTER HOW FAR, NO MATTER WHOSE CAR.**



However, many people do not wear their safety belts every time or at all. People have different excuses for not buckling up. Here are some of their excuses:

“Buckling up takes too much time.”

“I’m only going a short way. I don’t need to wear a safety belt.”

“I don’t have to be buckled up because I ride in the back seat.”

What would you say to people who give these excuses?

KEY WORDS:

attempt (*a tempt*)
to try; to make an effort

data (*dā ta*) facts, information

excuse (*eks kūs*)
reason given as an explanation

persuade (*pər swād*)
to win over or convince by argument, urging, advice

survey (*sər vā*) a detailed investigation to gather information

tabulate (*tab ū lāt*)
arrange, compile, classify

YOUR TURN


Here are some more excuses and reasons they may not be logical.

"I don't have to buckle up because I'm in someone else's car."



Safety doesn't take a stop when you ride in a different car. You **must** buckle-up for protection.


"Buckling up takes too much time."



It only takes a few seconds to buckle up. Aren't those few seconds worth the rest of your life?

"We never drive very fast so I don't need to wear a seat belt."

Wrong! A great number of crashes happen under 35 miles per hour. Even a sudden stop can cause serious injuries if you're unbelted.




"I don't have to be buckled up because my car has airbags."




Airbags are designed to be used with seat belts. If you don't wear a seat belt and you sit in front of an airbag you could be seriously injured or killed by the airbag. As a matter of fact, you should ride in the back seat if you are in a car with a passenger side airbag. If you must sit in front, you must be properly buckled-up with the seat moved back as far from the dash as possible.

"I don't have to be buckled up because I ride in the back seat."



Riding unrestrained in the back seat won't stop you from being thrown out of the car or into something or somebody else inside the car.

"I'm only going a short way. I don't need to wear a safety belt."



Most crashes happen close to home. As a matter of fact, about 75% of all crashes occur within twenty-five miles of home.

"I should have the freedom to choose whether or not I want to buckle-up!"



Don't underestimate the high price your freedom may cost others. If you are injured in a crash, your family and friends would pay an emotional price. Medical costs are also very high for crashes, over \$150 billion a year. Medical costs for unbelted occupants are 2 to 7 times more than for belted occupants.

"My friends don't buckle up, why should I?"



Don't let careless friends be your role models. Think of the people, like race car drivers and astronauts, who wouldn't dream of traveling without the proper safety gear.

For this activity, you will be trying to persuade another person to wear his or her safety belt by role-playing. The class will be divided into three groups.

1. Each member of the first group will write down an excuse people give for not buckling up. (The excuse can be ones in this lesson or different ones.) Then, the slips of paper will be folded and placed in a bag or other container marked "EXCUSES."
2. Each member of the second group will write down a description of a person like: "a mother", "Mr. Jones, the little league coach", etc. on a slip of paper. (These people are the excuse-makers.) Then the slips of paper will be folded and placed in another bag marked "EXCUSE-MAKERS."
3. Each member of the last group will also write down a description of a person like: "a police officer", "a nurse", "Mr. Dawson, the principal", etc. (These people are the persuaders.) Then, the slips of paper will be placed in another bag marked "PERSUADERS."
4. Two classmates will be chosen for each role-playing situation. The first will choose one excuse from the "EXCUSES" bag and a description of a person from the "EXCUSE-MAKERS" bag. The second will choose a slip of paper from the "PERSUADERS" bag.
5. Now, it's the job of the persuader to convince the excuse-maker to wear a safety belt.
6. Try different classmates and different excuses.

ON YOUR OWN

Does everyone in your class, school, or family always buckle up? If they don't, what excuses do they give?

Conduct a survey to find out. Surveys can tell us a lot of information about a lot of things. There are a number of ways to conduct a survey. You can conduct a survey over the phone, by observing what people do, or by giving people a survey form to fill out. How you do it is up to you.

Some of the things you might find out are:

- The total number of people who always buckle up*
- The total number of people who never buckle up*
- The number of people who buckle up part of the time*
- The top reasons people give for not buckling up*

When you are finished conducting your survey, tabulate your findings. You can make a table, a graph, a chart, or a report. Share your survey results with your class and the rest of your school. Do you have a school paper? Ask the editor to publish your survey results. Ask your principal to share the results with your parents at a parent-teacher organization meeting.

If you are using a form to gather data, keep it simple, easy to fill out, and easy to tabulate. Here is a sample survey form designed by students at Guion Creek Elementary School in Indianapolis, IN. They conducted a school wide survey in 1995. They wanted to know how many students were using seat belts and how often.

Printing and distribution of "BELT-ABOUTS" is made possible by support from the Governor's Council on Impaired and Dangerous Driving, Office of Traffic Safety and the National Highway Traffic Safety Administration.
©1996 Automotive Safety for Children Program, Riley Hospital for Children, Indiana University Medical Center


SAFETY FACTS

Car crashes are one of the leading causes of death and injury to children.

Safety belts save lives.

Safety belts should be worn low and snug across the hips and across the chest.

Children should sit in the rear seat, far away from a passenger side airbag, and be properly restrained.



*SEAT BELTS: DO WE USE THEM?
DO WE NEED THEM?*

Please be honest when filling out this survey, this is not something that you will be graded on.

What grade are you in?

Are you a boy? or girl?

Please circle the answer that best describes what you **really do**, not what you think you are suppose to do.

How often do you wear a seatbelt?

Sometimes Most of the time Never All the time

Do you wear a seatbelt when you go on short trips (to nearby store)?

Sometimes Most of the time Never All the time

Do you wear a seatbelt on long trips (out of town)?

Sometimes Most of the time Never All the time

Do you wear a seatbelt when you are with your Mom?

Sometimes Most of the time Never All the time

Do you wear a seatbelt when you are with your Dad?

Sometimes Most of the time Never All the time

Do you wear a seatbelt when you are with your Grandparents?

Sometimes Most of the time Never All the time

Do you wear a seatbelt when you are with other relatives?

Sometimes Most of the time Never All the time

Do you wear a seatbelt when riding in your friend's car?

Sometimes Most of the time Never All the time

Do you think seatbelts can keep you safer in an accident?

Sometimes Most of the time Never All the time

Do you have any comments about wearing or not wearing seatbelts?

Thank you for taking the time to fill out this survey!! Hopefully you will enjoy the results and information coming from this project.